



*Worldwide. Performance. Excellence.*

## CONTENTS

|  |     |
|--|-----|
| Late Model / Modified Dirt / Street Stock.....   | 1,2 |
| Late Model Asphalt / Modified Asphalt / Sprint.....  | 2   |
| Sprint Car Dirt / Entry Level.....   | 3   |
| Midget Dirt / Mini Stock Dirt / Midget Asphalt.....  | 4   |
| Autocross / Road Racing / Formula Vee / Club Ford / GTA / Vintage Mini / Mini Cup Cage Kart..... | 5   |
| Mini Modified / Mini Sprint / Mini Stock / Pro-4 / Asphalt / Micro Sprint.....                   | 6   |
| D.O.T. Street Tires.....   | 7   |
| Tread Patterns.....  | 8,9 |
| Race Tire Distributors.....  | 10  |



## NO WARRANTY

RACE TIRES AMERICA ("RTA") OFFERS RACING TIRES UNDER THE AMERICAN RACER® BRAND FOR SALE UPON THE TERMS AND THE CONDITIONS CONTAINED IN THIS DISCLAIMER OF LIABILITY. BECAUSE OF THE MANY VARIED AND DIFFERENT CONDITIONS TO WHICH RACE TIRES ARE EXPOSED AND BECAUSE OF THE MANNER IN WHICH RACING IS CONDUCTED, RTA MAKES ABSOLUTELY NO WARRANTY, EXPRESSED OR IMPLIED, OF MERCHANTABILITY OR OF FITNESS FOR A GENERAL OR PARTICULAR PURPOSE IN CONNECTION WITH ANY OFFER FOR SALE OR SALE OF RACE TIRES BY RTA. ALL RACE TIRE AMERICA AMERICAN RACER RACING TIRES ARE SOLD "AS IS."

New, unused tires exhibiting a defect in workmanship or materials, as verified by RTA's examination, will be issued a credit equal to RTA's distributor price. To qualify for a credit, the tire must have a manufacturing date within twelve (12) months of the tire's return to RTA.

ALL AMERICAN RACER RACING TIRES, INCLUDING "D.O.T." MARKED TIRES, ARE DESIGNED FOR RACING PURPOSES ONLY AND ARE NOT TO BE OPERATED ON PUBLIC STREETS, ROADS, OR HIGHWAYS. American Racer "D.O.T." marked tires have passed D.O.T. minimum requirements for sidewall identification, labeling, and performance; however, racing tires have reduced skid depth or soft compounds designed for racing on dirt or asphalt closed oval tracks. Racing compounds and tread depths give reduced tread life and are not suitable for highway or street use.

## WARNING

**DO NOT, UNDER ANY CIRCUMSTANCES, MOUNT ANY AMERICAN RACER TIRE ON A WHEEL THAT DOES NOT MEET TIRE AND RIM ASSOCIATION STANDARDS. USE OF AMERICAN RACER TIRES ON WHEELS THAT DO NOT MEET TIRE & RIM ASSOCIATION STANDARDS CAN CAUSE THE ASSEMBLY TO FAIL AND BURST WITH EXPLOSIVE FORCE SUFFICIENT TO CAUSE SERIOUS PERSONAL INJURY OR DEATH. AMERICAN RACER TIRES SOLD BY RTA ARE INTENDED TO BE USED EXCLUSIVELY ON TIRE RIMS DESIGNED AND MANUFACTURED TO COMPLY WITH TIRE & RIM ASSOCIATION (T&RA) STANDARDS AND SPECIFICATIONS.** Any person using American Racer racing tires on wheels that do not meet T&RA standards and specifications or on damaged wheels assumes responsibility for these dangerous actions and agrees to reimburse RTA (and its affiliated companies) for all loss, damage or cost it may suffer because of such actions. Wheel standards and specifications can be obtained by writing to: **Tire & Rim Association, 175 Montrose West Avenue, Suite 150, Copley, Ohio 44321** or by consulting your rim manufacturer.

**TIRE MOUNTING INSTRUCTIONS - TIRE MOUNTING MUST BE PERFORMED BY SPECIALLY TRAINED PERSONNEL USING PROPER TOOLS AND PROCEDURES. FAILURE TO FOLLOW SAFE MOUNTING PROCEDURES CAN RESULT IN FAULTY POSITIONING OF THE TIRE AND CAUSE THE ASSEMBLY TO BURST WITH EXPLOSIVE FORCE SUFFICIENT TO CAUSE SERIOUS PERSONAL INJURY AND DEATH. CLEAN RIM AND LUBRICATE BEADS WITH RUBBER LUBRICANT. ALWAYS LOCK RIM ON MOUNTING MACHINE OR PLACE ASSEMBLY IN SAFETY CAGE. USE AIR HOSE WITH CLIP ON CHUCK AND EXTENSION AIR GAUGE. NEVER EXCEED 40 PSI TO SEAT BEADS ON RIM. EXCESSIVE AIR PRESSURE CAN DAMAGE THE TIRE AND CAUSE IT TO VIOLENTLY BLOW OFF OF THE WHEEL.**

**CHEMICALLY ALTERING TIRES** - Race Tires America does not authorize or permit: (1) chemical alteration of the tread carcass and/or tread compound, such as tire "soaking"; (2) use of tread "softener"; or (3) the physical defacement (removal, altering or covering), of tire sidewall markings in any manner. Failure to comply with this warning could result in premature or catastrophic tire failure that may result in serious injury or death.



## LATE MODEL / MODIFIED DIRT / STREET STOCK

| SPEC # | TIRE SIZE           | TREAD TYPE | TREAD WIDTH | SECTION WIDTH | APPROX. DIA | APPROX. CIRC. | DESIGN RIM | WT.  | COMPOUNDS   |
|--------|---------------------|------------|-------------|---------------|-------------|---------------|------------|------|---|
| 70361  | 82.0/8.0-15DT       | F          | 8.0         | 10.7          | 26.1        | 82            | 8          | 18.0 | SOFT, MED, HARD   |
| 70364  | 84.0/8.0-15DT       | F          | 8.0         | 10.8          | 26.7        | 84            | 8          | 19.0 | SOFT, MED, HARD   |
| 70363  | 86.0/8.0-15DTN      | F          | 9.0         | 10.7          | 27.4        | 86            | 8          | 18.0 | SOFT, MED, HARD   |
| 70368  | 26.5/8.0-15DT       | F          | 9.0         | 10.8          | 26.7        | 84            | 8          | 17.8 | SOFT, MED, HARD   |
| 70367  | 27.5/8.0-15DT       | F          | 9.0         | 11.2          | 27.4        | 86            | 8          | 18.0 | SOFT, MED, HARD   |
| 70263  | 26.0/10.5-15DT      | F          | 10.5        | 13.0          | 27.4        | 86            | 10         | 20.5 | SD-33, SD-38, SD44  |
| 70264  | 26.0/10.5-15DT SH   | F          | 10.5        | 13.0          | 27.1        | 85            | 10         | 20.0 | SD-33, SD-44, SD-48   |
| 70313  | 26.5/11.0-15DTW     | F          | 12.0        | 14.8          | 27.3        | 86            | 12-14      | 22.0 | SD-33, SD-38, SD-44<br>SD-48, MD-50   |
| 70324  | 27.5/11.0-15DT SH   | F          | 11.0        | 15.1          | 27.4        | 86            | 10-12      | 19.0 | SD-33   |
| 70314  | 27.5/11-15DT        | F          | 11.0        | 14.3          | 27.7        | 87            | 12-14      | 19.0 | SD-33, SD-38, SD44,<br>SD48, MD-56  |
| 70317  | 28.5/11.0-15DT      | F          | 11.0        | 15.0          | 28.2        | 89            | 12-14      | 20.0 | SD-44, SD-48, MD-50,<br>MD-56   |
| 70315  | 29.0/11.0-15DT      | F          | 11.0        | 14.7          | 29.3        | 92            | 12-14      | 21.5 | EC-1, SD-44, SD-48<br>MD-56   |
| 70330  | 27.5/11.0-15DTW     | F          | 13.0        | 15.5          | 27.6        | 87            | 12-14      | 22.0 | SD-23, SD-33,SD-38<br>SD-44, SD-48, MD-56   |
| 70325  | 28.5/11.0-15DTW     | F          | 13.0        | 15.6          | 28.2        | 89            | 12-14      | 22.5 | SD-23,SD-33, SD-38,<br>SD-44, SD-48, SD-49,<br>MD-53, MD-56                       |
| 70331  | 29.0/11.0-15DTW     | F          | 13.0        | 16.0          | 29.1        | 92            | 12-14      | 23.0 | SD-23, SD-33, SD-38,<br>SD-44, SD-48, SD-49<br>MD-50, MD-53,MD-56,<br>HD-70, D3-B |
| 70306  | 27.5/11.0-15DT      | L          | 11.0        | 13.8          | 28.0        | 88            | 10-12      | 21.5 | EC-1, EC-2  |
| 70307  | 29.0/11.0-15DT      | L          | 11.0        | 14.0          | 29.3        | 92            | 10-12      | 22.0 | EC-0, EC-1, EC-2  |
| 70265  | 27.5/11.0-15GT      | M          | 11.0        | 15.3          | 27.7        | 87            | 12-14      | 24.5 | SD-44, MD-56  |
| 70266  | 28.5/11.0-15GT      | M          | 11.0        | 15.3          | 28.3        | 89            | 12-14      | 24.5 | SD-44, SD-48, MD-56   |
| 70667  | 29.0/11.0-15GT      | M          | 11.0        | 15.7          | 29.3        | 92            | 12-14      | 25.0 | SD-38, SD-44, SD-48,<br>SD-49, MD-56  |
| 70380  | 88.0/11.0-15GT      | B          | 11.0        | 15.8          | 28.0        | 88            | 12-14      | 26.5 | SD-23, SD-33, SD-38,<br>SD-44, SD-48, MD-56                                       |
| 70379  | 88.0/11.0-15BT SPEC | 1          | 13.3        | 15.8          | 28.1        | 88.5          | 12-14      | 26.5 | SD-44, SD-48, MD-56   |
| 70381  | 92.0/11.0-15BT SPEC | 1          | 13.0        | 16.0          | 29.0        | 92            | 12-14      | 28.5 | SD-44, SD-48, MD-56   |
| 70382  | 92.0/11.0-15GT      | B          | 11.0        | 16.2          | 29.3        | 92            | 12-14      | 28.5 | SD-23, SD-33, SD-38,<br>SD-44, SD-48, MD-56                                       |
| 70365  | 28.5/11.0-15R       | A          | 11.0        | 15.3          | 28.2        | 89            | 12-14      | 23.5 | SD-33, SD-44, SD-48,<br>SD-49, MD-56  |
| 70348  | 29.0/11.0-15R       | A          | 11.0        | 15.7          | 29.3        | 92            | 12-14      | 25.0 | SD-44, SD-48, SD-49,<br>MD-53, MD-56  |
| 70346  | 29.0/11.0-15GT LSW  | B          | 11.0        | 15.8          | 29.3        | 92            | 12-14      | 24.0 | SD-38, SD-44, SD-48,<br>MD-53, MD-56  |
| 70296  | 28.5/11.0-15BT      | D          | 11.0        | 16.3          | 28.3        | 89            | 12-14      | 25.5 | SD-12, SD-33, SD-48<br>MD-56  |

← SOFTER HARDER →  
 TYPE "L" EC-0 EC-1 EC-2  
 SOFT MED HARD

SD-23 SD-33 SD-38 SD-44 SD-48 SD-49 MD-50 MD-53 MD-56 MD-57 HD-70 D3-B

**NOTE:** All circumferences and C/L O.D.'s listed are operating measurements after break in.

**NOTE:** All compounds are not available in all sizes. See your nearest distributor for compounds for any given size or type race tire.

**NOTE:** American Racer Tires are specifically designed and compounded for racing only. They are illegal for street or highway use.

**NOTE:** Section widths (S.W.) are based on design rim width.

**WARNING: DO NOT, UNDER ANY CIRCUMSTANCES, MOUNT AN AMERICAN RACER® RACING TIRE ON A WHEEL THAT DOES NOT MEET TIRE AND RIM ASSOCIATION STANDARDS.**

### NO WARRANTY POLICY

RACE TIRES AMERICA ("RTA") OFFERS RACING TIRES UNDER THE "AMERICAN RACER" BRAND FOR SALE UPON THE TERMS AND THE CONDITIONS CONTAINED IN THIS DISCLAIMER OF LIABILITY. BECAUSE OF THE MANY VARIED AND DIFFERENT CONDITIONS TO WHICH RACE TIRES ARE EXPOSED AND BECAUSE OF THE MANNER IN WHICH RACING IS CONDUCTED, RTA MAKES ABSOLUTELY NO WARRANTY, EXPRESSED OR IMPLIED, OF MERCHANTABILITY OR OF FITNESS FOR A GENERAL OR PARTICULAR PURPOSE IN CONNECTION WITH ANY OFFER FOR SALE OR SALE OF RACE TIRES BY RTA. **ALL RACE TIRE AMERICA AMERICAN RACER RACING TIRES ARE SOLD "AS IS."**

New, unused tires exhibiting a defect in workmanship or materials, as verified by RTA's examination, will be issued a credit equal to RTA's distributor price. To qualify for a credit, the tire must have a manufacturing date within twelve (12) months of the tire's return to RTA.

**Independent dealers must establish their own prices.**

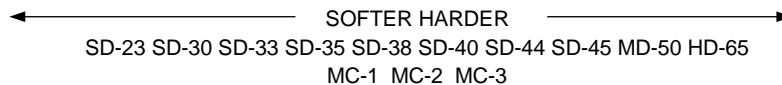


### SPRINT CAR DIRT

| SPEC # | TIRE SIZE       | TREAD TYPE | TREAD WIDTH | SECTION WIDTH | APPROX. DIA | APPROX. CIRC. | DESIGN RIM | WT.  | COMPOUNDS                                      |
|--------|-----------------|------------|-------------|---------------|-------------|---------------|------------|------|--|
| 70230  | 26.0/7.0-15DT   | F          | 7.0         | 10.1          | 26.4        | 83            | 6-8        | 16.5 | SD-33, SD-38                                   |
| 70359  | 26.0/8.0-15DT   | F          | 8.0         | 10.8          | 26.7        | 84            | 6-8        | 17.0 | SD-30, SD-33, SD-38, SD-40                     |
| 70389  | 28.0/15.0-15BT  | D          | 14.5        | 16.7          | 28.0        | 88            | 13-15      | 26.0 | SD-30, SD-33                                   |
| 70390  | 28.5/15.0-15BT  | 2          | 14.5        | 16.7          | 28.7        | 90            | 13-15      | 26.5 | SD-33, SD-38                                   |
| 70384  | 29.0/15.0-15BT  | 2          | 14.5        | 17.1          | 29.3        | 92            | 13-15      | 27.0 | SD-23  |
| 70385  | 29.0/15.0-15BT  | 2          | 14.5        | 17.1          | 29.3        | 92            | 13-15      | 27.0 | SD-33, SD-35, SD-38, SD-40                     |
| 70391  | 30.0/15.0-15BT  | 2          | 14.5        | 17.5          | 29.9        | 94            | 13-15      | 28.0 | SD-23  |
| 70392  | 30.0/15.0-15BT  | 2          | 14.5        | 17.5          | 29.9        | 94            | 13-15      | 28.0 | SD-30, SD-33, SD-35 SD-38, SD-40, SD-44        |
| 70393  | 30.5/15.0-15BT  | 2          | 14.5        | 17.4          | 30.6        | 96            | 13-15      | 29.0 | SD-23  |
| 70318  | 30.5/15.0-15BT  | 2          | 14.5        | 17.4          | 30.6        | 96            | 13-15      | 29.0 | SD-30, SD-33, SD-35 SD-38, SD-40, SD-44        |
| 70394  | 31.0/15.0-15BT  | 2          | 17.2        | 19.2          | 31.2        | 98            | 13-15      | 29.8 | SD-33  |
| 70366  | 102/16.0-15GT   | D          | 16.0        | 19.6          | 32.5        | 102           | 15-18      | 32.0 | MED  |
| 70374  | 34.0/17.0-15GT  | H          | 17.0        | 20.0          | 33.1        | 104           | 15-18      | 31.5 | SD-38, MC-1, MC-2                              |
| 70370  | 105/18.0-15BT   | H          | 18.5        | 22.1          | 33.6        | 105           | 17-18      | 31.0 | MC-1, MC-2                                     |
| 70373  | 34.0/18.0-15GT  | E          | 15.7        | 21.1          | 33.1        | 104           | 16-20      | 31.7 | SD-30, SD-35, SD-38, SD-40, SD-44, HD-65       |
| 70375  | 34.0/18.0-15GTW | T          | 18.5        | 21.9          | 33.6        | 105           | 16-20      | 33.1 | SD-30, SD-33, SD-35 SD-38, SD-45               |
| 70316  | 30.0/13.0-15GT  | B          | 13.0        | 16.9          | 30.3        | 95            | 13-15      | 29.5 | SD-33, SD44                                    |
| 70320  | 31.0/13.0-15G   | A          | 13.0        | 17.2          | 31.2        | 97            | 13-15      | 30.0 | SD-23, SD-33, SD-38 SD-44, MD-50               |
| 70338  | 32.0/13.0-15GT  | D          | 13.0        | 17.4          | 32.1        | 101           | 13-15      | 28.0 | SD-23, SD-33, SD-35 SD-38, SD-40, SD-44, MD-50 |
| 70354  | 33.0/13.0-15GT  | D          | 13.0        | 18.2          | 32.8        | 103           | 13-15      | 32.0 | D3-B   |

### ENTRY LEVEL (NON-D.O.T)

| SPEC # | TIRE SIZE   | TREAD TYPE | TREAD WIDTH | SECTION WIDTH | APPROX. DIA | APPROX. CIRC. | DESIGN RIM | WT.  | COMPOUNDS |
|--------|-------------|------------|-------------|---------------|-------------|---------------|------------|------|-----------|
| 70219  | 70/235-15SW | HH         | 7.5         | 10.0          | 27.7        | 86            | 6-7        | 16.0 | ASPH      |
| 70218  | 70/245-15SW | DD         | 7.5         | 10.0          | 28.0        | 88            | 6-7        | 17.0 | DIRT      |
| 70224  | 70/205-15SW | F          | 7.5         | 10.8          | 26.5        | 83            | 6-8        | 16.0 | HARD      |
| 70215  | 60/215-13SW | CC         | 7.8         | 8.7           | 23.3        | 73            | 6-7        | 12.5 | ASPH      |
| 70216  | 60/215-13SW | DD         | 7.8         | 8.7           | 23.3        | 73            | 6-7        | 12.5 | DIRT      |



**NOTE:** All circumferences and C/L O.D.'s listed are operating measurements after break in.

**NOTE:** All compounds are not available in all sizes. See your nearest distributor for compounds for any given size or type race tire.

**NOTE:** American Racer Tires are specifically designed and compounded for racing only. They are illegal for street or highway use.

**NOTE:** Section widths (S.W.) are based on design rim width.

**WARNING: DO NOT, UNDER ANY CIRCUMSTANCES, MOUNT AN AMERICAN RACER® RACING TIRE ON A WHEEL THAT DOES NOT MEET TIRE AND RIM ASSOCIATION STANDARDS.**

#### NO WARRANTY POLICY

RACE TIRES AMERICA ("RTA") OFFERS RACING TIRES UNDER THE "AMERICAN RACER" BRAND FOR SALE UPON THE TERMS AND THE CONDITIONS CONTAINED IN THIS DISCLAIMER OF LIABILITY. BECAUSE OF THE MANY VARIED AND DIFFERENT CONDITIONS TO WHICH RACE TIRES ARE EXPOSED AND BECAUSE OF THE MANNER IN WHICH RACING IS CONDUCTED, RTA MAKES ABSOLUTELY NO WARRANTY, EXPRESSED OR IMPLIED, OF MERCHANTABILITY OR OF FITNESS FOR A GENERAL OR PARTICULAR PURPOSE IN CONNECTION WITH ANY OFFER FOR SALE OR SALE OF RACE TIRES BY RTA. ALL RACE TIRE AMERICA AMERICAN RACER RACING TIRES ARE SOLD "AS IS."

New, unused tires exhibiting a defect in workmanship or materials, as verified by RTA's examination, will be issued a credit equal to RTA's distributor price. To qualify for a credit, the tire must have a manufacturing date within twelve (12) months of the tire's return to RTA.

**Independent dealers must establish their own prices.**



### LATE MODEL / MODIFIED DIRT / STREET STOCK (CONT.)

|       |                     |    |      |      |      |    |       |      |   |
|-------|---------------------|----|------|------|------|----|-------|------|---|
| 70297 | 29.0/11.0-15BT      | D  | 11.0 | 16.2 | 29.3 | 92 | 12-14 | 26.0 | SD-12, SD-38, SD-48, MD-56                      |
| 70261 | 88.0/11.0-15BT      | 1  | 13.5 | 15.8 | 28.0 | 88 | 12-14 | 26.5 | SD-23,SD-33,SD-38 SD-44,SD-48,SD-49 MD-53,MD-56 |
| 70244 | G-60-15 XT          | BB | 8.0  | 10.0 | 27.1 | 85 | 7-8   | 22.0 | KK-704  |
| 70253 | G-60-15(4) KK-704   | BB | 8.0  | 10.0 | 26.4 | 83 | 7-8   | 20.0 | KK-704  |
| 70254 | G-60-15SH(4) KK-704 | BB | 8.0  | 10.0 | 26.0 | 82 | 7-8   | 20.0 | KK-704  |
| 70218 | 70/245-15SW         | DD | 7.5  | 10.0 | 28.0 | 88 | 6-7   | 17.0 | DIRT  |

← SOFTER HARDER →

SD-23 SD-33 SD-38 SD-44 SD-48 SD-49 MD-50 MD-53 MD-56 MD-57 HD-70 D3-B

Y-3 KK704

### LATE MODEL ASPHALT

| SPEC # | TIRE SIZE     | TREAD TYPE | TREAD WIDTH | SECTION WIDTH | APPROX. DIA | APPROX. CIRC. | DESIGN RIM | WT.  | COMPOUNDS           |
|--------|---------------|------------|-------------|---------------|-------------|---------------|------------|------|---------------------|
| 70102  | 26.5/8.0-15S  | S          | 8.0         | 10.8          | 26.1        | 82            | 8          | 18.5 | EC-21, EC-84, EC-85 |
| 70115  | 26.5/8.0-15S  | S          | 8.2         | 10.6          | 26.2        | 82            | 8          | 20.3 | AR488               |
| 70103  | 27.0/8.0-15S  | S          | 8.0         | 11.2          | 26.7        | 84            | 8          | 19.0 | EC-21, EC-84, EC-85 |
| 70116  | 27.0/8.0-15S  | S          | 8.2         | 10.7          | 26.8        | 84            | 8          | 21.3 | AR528               |
| 70108  | 26.5/9.0-15S  | S          | 9.0         | 11.1          | 26.3        | 83            | 8-9        | 18.0 | EC-84               |
| 70107  | 27.0/9.0-15S  | S          | 9.0         | 11.5          | 26.8        | 84            | 8-9        | 18.0 | EC-85               |
| 70327  | 26.0/10.0-15S | S          | 10.0        | 12.9          | 26.2        | 82            | 10         | 22.0 | EC-83, EC-84        |
| 70328  | 26.0/10.0-15S | S          | 10.0        | 12.9          | 26.2        | 82            | 10         | 22.0 | EC-21, EC-31        |
| 70250  | 26.5/10.0-15S | S          | 11.0        | 13.0          | 26.6        | 84            | 10         | 22.0 | EC-11, EC-21, EC-31 |
| 70326  | 26.5/10.0-15S | S          | 10.0        | 12.9          | 26.4        | 83            | 10         | 22.5 | EC-82, EC-83, EC-84 |
| 70305  | 27.0/10.0-15S | S          | 10.0        | 13.0          | 27.1        | 85            | 10         | 23.0 | EC-82, EC-83, EC-84 |
| 70308  | 27.0/10.0-15S | S          | 10.0        | 13.0          | 26.7        | 84            | 10         | 23.0 | M-28, EC-21, EC-31  |
| 70603  | 27.0/11.5-15S | S          | 11.5        | 13.5          | 27.4        | 86            | 10         | 28.0 | AR 4811, AR 5211    |
| 70217  | 27.5/9.0-15T  | 3          | 9.0         | 11.6          | 27.7        | 87            | 8-9        | 21.0 | Y3                  |
| 70223  | 26.5/8.0-15T  | GG         | 8.0         | 10.5          | 26.4        | 83            | 8.0        | 19.0 | AR870               |
| 70211  | 27.0/8.0-15T  | GG         | 8.0         | 10.5          | 27.0        | 85            | 8.0        | 19.2 | AR870               |
| 70232  | 26.5/8.0-15T  | GG         | 9.0         | 11.2          | 26.4        | 83            | 8.0        | 20.0 | AR970               |
| 70231  | 27.0/8.0-15T  | GG         | 9.0         | 11.2          | 27.0        | 85            | 8.0        | 20.2 | AR970               |

### MODIFIED ASPHALT / SPRINT

| SPEC # | TIRE SIZE     | TREAD TYPE | TREAD WIDTH | SECTION WIDTH | APPROX. DIA | APPROX. CIRC. | DESIGN RIM | WT.  | COMPOUNDS        |
|--------|---------------|------------|-------------|---------------|-------------|---------------|------------|------|------------------|
| 70304  | 23.5/10.0-15S | S          | 10.0        | 11.0          | 23.8        | 75            | 9-10       | 15.0 | M-28, 131        |
| 70221  | 24.0/11.0-15S | S          | 11.5        | 12.0          | 24.5        | 77            | 10-11      | 18.0 | M-28, 131        |
| 70303  | 24.5/10.0-15S | S          | 10.0        | 12.3          | 24.8        | 78            | 9-10       | 19.0 | M-28, 131        |
| 70222  | 25.0/11.0-15S | S          | 11.0        | 12.6          | 24.8        | 79            | 9-12       | 20.0 | M-28, 131        |
| 70225  | 25.0/13.5-15S | S          | 13.5        | 15.4          | 25.5        | 80            | 12-14      | 24.0 | M-28, M-130, 131 |
| 70226  | 25.5/13.5-15S | S          | 13.5        | 15.8          | 26.1        | 82            | 13-15      | 25.0 | M-130, 131       |
| 70227  | 26.0/13.5-15S | S          | 13.5        | 16.0          | 26.7        | 84            | 13-15      | 26.0 | M-28, M-130, 131 |
| 70212  | 27.5/14.0-15S | S          | 14.0        | 16.6          | 27.7        | 87            | 14-16      | 28.0 | M-31, M-32       |
| 70209  | 17.0/28.0-15S | S          | 17.0        | 19.8          | 27.7        | 87            | 17-19      | 30.0 | M-130, 131, 132  |

← SOFTER HARDER →

EC-82 EC-83 EC-84 EC-85

AR488 AR4810 AR4811 AR528 AR5210 AR5211 AR870 AR970

EC-11 EC-21 EC-31

M-28 M-130 131 132

**NOTE:** All circumferences and C/L O.D.'s listed are operating measurements after break in.

**NOTE:** All compounds are not available in all sizes. See your nearest distributor for compounds for any given size or type race tire.

**NOTE:** American Racer Tires are specifically designed and compounded for racing only. They are illegal for street or highway use.

**NOTE:** Section widths (S.W.) are based on design rim width.

**WARNING: DO NOT, UNDER ANY CIRCUMSTANCES, MOUNT AN AMERICAN RACER® RACING TIRE ON A WHEEL THAT DOES NOT MEET TIRE AND RIM ASSOCIATION STANDARDS.**

#### NO WARRANTY POLICY

RACE TIRES AMERICA ("RTA") OFFERS RACING TIRES UNDER THE "AMERICAN RACER" BRAND FOR SALE UPON THE TERMS AND THE CONDITIONS CONTAINED IN THIS DISCLAIMER OF LIABILITY. BECAUSE OF THE MANY VARIED AND DIFFERENT CONDITIONS TO WHICH RACE TIRES ARE EXPOSED AND BECAUSE OF THE MANNER IN WHICH RACING IS CONDUCTED, RTA MAKES ABSOLUTELY **NO WARRANTY**, EXPRESSED OR IMPLIED, OF MERCHANTABILITY OR OF FITNESS FOR A GENERAL OR PARTICULAR PURPOSE IN CONNECTION WITH ANY OFFER FOR SALE OR SALE OF RACE TIRES BY RTA. **ALL RACE TIRE AMERICA AMERICAN RACER RACING TIRES ARE SOLD "AS IS."**

New, unused tires exhibiting a defect in workmanship or materials, as verified by RTA's examination, will be issued a credit equal to RTA's distributor price. To qualify for a credit, the tire must have a manufacturing date within twelve (12) months of the tire's return to RTA.

**Independent dealers must establish their own prices.**



### MIDGET DIRT / MINI STOCK DIRT

| SPEC # | TIRE SIZE          | TREAD TYPE | TREAD WIDTH | SECTION WIDTH | APPROX. DIA | APPROX. CIRC. | DESIGN RIM | WT.  | COMPOUNDS                                      |
|--------|--------------------|------------|-------------|---------------|-------------|---------------|------------|------|--|
| 70335  | 22.5/6.0-13GT      | G          | 6.0         | 7.7           | 21.3        | 67            | 6-7        | 10.5 | SD-23  |
| 70336  | 22.5/7.0-13GT      | G          | 7.0         | 8.1           | 21.3        | 67            | 7-8        | 11.5 | SD-23, SD-33, SD-38                            |
| 70344  | 22.5/8.0-13GT      | G          | 8.0         | 9.4           | 21.6        | 68            | 8          | 12.2 | SD-23, SD-44, MD-57                            |
| 70350  | 22.5/8.0-13GT (71) | G          | 8.0         | 9.4           | 22.6        | 71            | 8-10       | 12.5 | SD-23, SD-38 SD-44, SD-48, MD-57               |
| 70337  | 22.5/9.5-13GT      | G          | 9.5         | 10.3          | 21.6        | 68            | 8-10       | 14.0 | SD-23, SD-33, SD-38 SD-44, SD-48, MD-57        |
| 70358  | 22.5/9.5-13GT(71)  | G          | 9.5         | 10.4          | 22.6        | 71            | 8-10       | 15.0 | SD-23, SD-33, SD-38 SD-44, SD-48, MD-57        |
| 70285  | 23.5/10.0-13GT     | G          | 10.0        | 11.6          | 23.6        | 74            | 8-10       | 16.5 | SD-23, SD-33, SD-38 SD-44, SD-48, MD-57, HD-65 |
| 70342  | 24.0/10.0-13GT     | G          | 10.0        | 12.4          | 24.2        | 76            | 8-10       | 17.0 | SD-23, SD-33, SD-38 SD-44, SD-48, HD-65        |
| 70343  | 24.5/10.0-13GT     | G          | 10.0        | 12.3          | 24.4        | 76            | 8-10       | 17.5 | SD-23  |
| 70345  | 24.5/10.0-13GTW    | G          | 12.0        | 13.5          | 24.4        | 76            | 10-12      | 18.0 | SD-23, SD-38, SD-44                            |
| 70234  | 25.0/10.0-13GT     | G          | 10.0        | 12.7          | 24.8        | 78            | 8-10       | 17.5 | SD-23, SD-33, SD-38 SD-44                      |
| 70235  | 25.5/10.0-13GTW    | G          | 12.0        | 13.5          | 25.5        | 80            | 10-12      | 19.0 | SD-23, SD-33, SD-38 SD-44, SD-48               |
| 70233  | 26.0/12.0-13GT     | G          | 12.0        | 14.0          | 26.1        | 82            | 10-12      | 20.0 | SD-23, SD-33, SD-38 SD-44, SD-48               |

### MIDGET ASPHALT

| SPEC # | TIRE SIZE     | TREAD TYPE | TREAD WIDTH | SECTION WIDTH | APPROX. DIA | APPROX. CIRC. | DESIGN RIM | WT.  | COMPOUNDS          |
|--------|---------------|------------|-------------|---------------|-------------|---------------|------------|------|--------------------|
| 70200  | 20.0/6.0-13S  | S          | 6.0         | 7.4           | 20.1        | 63            | 5-6        | 8.5  | MED, SOFT          |
| 70276  | 20.0/8.0-13S  | S          | 8.0         | 9.6           | 20.4        | 64            | 6-7        | 9.5  | M-28, M-31, M-32   |
| 70333  | 21.0/7.5-13S  | S          | 7.5         | 8.6           | 21.0        | 66            | 7-8        | 10.5 | M-28               |
| 70334  | 21.0/8.5-13S  | S          | 8.5         | 9.5           | 21.3        | 67            | 7-8        | 11.5 | M-31               |
| 70332  | 21.5/10.0-13S | S          | 10.0        | 10.0          | 21.8        | 68.5          | 8-10       | 12.5 | M-28               |
| 70204  | 22.5/8.0-13S  | S          | 8.0         | 9.7           | 21.6        | 68            | 7-8        | 16.0 | M-28, M-32         |
| 70203  | 22.5/8.0-13S  | S          | 8.3         | 10.2          | 22.4        | 70.5          | 7-8        | 12.0 | MD-50              |
| 70205  | 22.5/9.0-13S  | S          | 9.0         | 10.1          | 22.0        | 69            | 8-9        | 17.0 | SD-48, M-31, MD-50 |
| 70210  | 9.8/22.13S    | S          | 9.5         | 10.7          | 22.2        | 70            | 8-9        | 16.0 | M-28               |
| 70206  | 22.5/10.0-13S | S          | 10.0        | 11.4          | 22.6        | 71            | 8-10       | 17.5 | M-28               |
| 70207  | 23.5/10.0-13S | S          | 10.0        | 12.7          | 23.6        | 74            | 9-10       | 18.0 | M-28, M-31, M-32   |
| 70208  | 23.5/12.0-13S | S          | 12.0        | 14.4          | 23.6        | 74            | 10-12      | 19.0 | 131, M-32          |

← SOFTER HARDER →  
SD-23 SD-30 SD-33 SD-38 SD-40 SD-44 SD-45 SD-48 MD-50 MD-57 HD-65  
M-28 M-30 M-31 M-32 704  
131 132 133

**NOTE:** All circumferences and C/L O.D.'s listed are operating measurements after break in.  
**NOTE:** All compounds are not available in all sizes. See your nearest distributor for compounds for any given size or type race tire.  
**NOTE:** American Racer Tires are specifically designed and compounded for racing only. They are illegal for street or highway use.  
**NOTE:** Section widths (S.W.) are based on design rim width.  
**WARNING: DO NOT, UNDER ANY CIRCUMSTANCES, MOUNT AN AMERICAN RACER® RACING TIRE ON A WHEEL THAT DOES NOT MEET TIRE AND RIM ASSOCIATION STANDARDS.**

#### NO WARRANTY POLICY

RACE TIRES AMERICA ("RTA") OFFERS RACING TIRES UNDER THE "AMERICAN RACER" BRAND FOR SALE UPON THE TERMS AND THE CONDITIONS CONTAINED IN THIS DISCLAIMER OF LIABILITY. BECAUSE OF THE MANY VARIED AND DIFFERENT CONDITIONS TO WHICH RACE TIRES ARE EXPOSED AND BECAUSE OF THE MANNER IN WHICH RACING IS CONDUCTED, RTA MAKES ABSOLUTELY **NO WARRANTY**, EXPRESSED OR IMPLIED, OF MERCHANTABILITY OR OF FITNESS FOR A GENERAL OR PARTICULAR PURPOSE IN CONNECTION WITH ANY OFFER FOR SALE OR SALE OF RACE TIRES BY RTA. **ALL RACE TIRE AMERICA AMERICAN RACER RACING TIRES ARE SOLD "AS IS."**

New, unused tires exhibiting a defect in workmanship or materials, as verified by RTA's examination, will be issued a credit equal to RTA's distributor price. To qualify for a credit, the tire must have a manufacturing date within twelve (12) months of the tire's return to RTA.

**Independent dealers must establish their own prices.**



### AUTOCROSS / ROAD RACING

| SPEC # | TIRE SIZE     | TREAD TYPE | TREAD WIDTH | SECTION WIDTH | APPROX. DIA | APPROX. CIRC. | DESIGN RIM | WT.  | COMPOUNDS |
|--------|---------------|------------|-------------|---------------|-------------|---------------|------------|------|-----------|
| 70620  | 20.0/7.0-13S  | S          | 7.0         | 9.0           | 20.0        | 63            | 7          | 12.2 | SC-2100   |
| 70621  | 20.0/8.0-13S  | S          | 8.0         | 9.6           | 20.4        | 64            | 8          | 10.5 | SC-2100   |
| 70622  | 20.5/10.0-13S | S          | 9.2         | 9.6           | 20.8        | 65            | 10         | 15.0 | SC-2100   |
| 70631  | 23.5/10.0-15S | S          | 10.0        | 11.0          | 23.8        | 75            | 10         | 18.5 | SC-2100   |
| 70632  | 24.0/11.0-15S | S          | 11.5        | 12.0          | 24.5        | 77            | 11         | 20.3 | SC-2100   |

### FORMULA VEE

| SPEC # | TIRE SIZE    | TREAD TYPE | TREAD WIDTH | SECTION WIDTH | APPROX. DIA | APPROX. CIRC. | DESIGN RIM | WT.  | COMPOUNDS |
|--------|--------------|------------|-------------|---------------|-------------|---------------|------------|------|-----------|
| 70272  | 21.5/5.0-15S | S          | 4.8         | 5.5           | 21.3        | 67            | 4-5        | 9.5  | 132       |
| 70273  | 22.0/6.0-15S | S          | 5.5         | 6.5           | 22.2        | 70            | 4-5        | 11.0 | 132       |

### CLUB FORD

| SPEC # | TIRE SIZE    | TREAD TYPE | TREAD WIDTH | SECTION WIDTH | APPROX. DIA | APPROX. CIRC. | DESIGN RIM | WT.  | COMPOUNDS |
|--------|--------------|------------|-------------|---------------|-------------|---------------|------------|------|-----------|
| 70341  | 20.0/6.0-13S | S          | 6.0         | 7.2           | 20.4        | 64            | 5.5        | 10.5 | 133       |
| 70256  | 22.5/7.5-13S | S          | 7.5         | 9.5           | 22.3        | 70            | 5.5        | 14.5 | 133       |

### GTA / LATE MODEL ROAD RACING

| SPEC # | TIRE SIZE     | TREAD TYPE | TREAD WIDTH | SECTION WIDTH | APPROX. DIA | APPROX. CIRC. | DESIGN RIM | WT.  | COMPOUNDS |
|--------|---------------|------------|-------------|---------------|-------------|---------------|------------|------|-----------|
| 70305  | 27.0/10.0-15S | S          | 10.0        | 13.0          | 27.1        | 85            | 10         | 23.0 | EC-84     |

### VINTAGE MINI

| SPEC # | TIRE SIZE     | TREAD TYPE | TREAD WIDTH | SECTION WIDTH | APPROX. DIA | APPROX. CIRC. | DESIGN RIM | WT.  | COMPOUNDS |
|--------|---------------|------------|-------------|---------------|-------------|---------------|------------|------|-----------|
| 70281  | 18.0/6.0-10GT | G          | 6.5         | 8.0           | 18.6        | 58.5          | 6          | 10.5 | 704       |

### MINI CUP

| SPEC # | TIRE SIZE   | TREAD TYPE | TREAD WIDTH | SECTION WIDTH | APPROX. DIA | APPROX. CIRC. | DESIGN RIM | WT. | COMPOUNDS        |
|--------|-------------|------------|-------------|---------------|-------------|---------------|------------|-----|------------------|
| 70246  | 15.0/6.0-8S | S          | 6.0         | 7.5           | 15.3        | 48            | 6-7        | 5.5 | SD-44, M-28      |
| 70245  | 15.0/7.0-8S | S          | 7.0         | 8.2           | 15.3        | 48            | 7-8        | 6.5 | M-28, M-32, M-33 |
| 70247  | 15.0/8.0-8S | S          | 8.0         | 9.7           | 15.6        | 49            | 7-8        | 7.5 | M-32             |

### CAGE KART

| SPEC # | TIRE SIZE    | TREAD TYPE | TREAD WIDTH | SECTION WIDTH | APPROX. DIA | APPROX. CIRC. | DESIGN RIM | WT. | COMPOUNDS    |
|--------|--------------|------------|-------------|---------------|-------------|---------------|------------|-----|--------------|
| 71301  | 16.0/8.5-8GT | C          | 8.5         | 10.2          | 16.2        | 51            | 8          | 9.0 | SD-44, MD-62 |

← SOFTER HARDER →  
 SD-23 SD-30 SD-33 SD-38 SD-40 SD-44 SD-45 SD-48 MD-50 MD-57 HD-65  
 M-28 M-30 M-31 M-32 704  
 SC-2100  
 131 132 133

**NOTE:** All circumferences and C/L O.D.'s listed are operating measurements after break in.  
**NOTE:** All compounds are not available in all sizes. See your nearest distributor for compounds for any given size or type race tire.  
**NOTE:** American Racer Tires are specifically designed and compounded for racing only. They are illegal for street or highway use.  
**NOTE:** Section widths (S.W.) are based on design rim width.  
**WARNING: DO NOT, UNDER ANY CIRCUMSTANCES, MOUNT AN AMERICAN RACER® RACING TIRE ON A WHEEL THAT DOES NOT MEET TIRE AND RIM ASSOCIATION STANDARDS.**

#### NO WARRANTY POLICY

RACE TIRES AMERICA ("RTA") OFFERS RACING TIRES UNDER THE "AMERICAN RACER" BRAND FOR SALE UPON THE TERMS AND THE CONDITIONS CONTAINED IN THIS DISCLAIMER OF LIABILITY. BECAUSE OF THE MANY VARIED AND DIFFERENT CONDITIONS TO WHICH RACE TIRES ARE EXPOSED AND BECAUSE OF THE MANNER IN WHICH RACING IS CONDUCTED, RTA MAKES ABSOLUTELY **NO WARRANTY**, EXPRESSED OR IMPLIED, OF MERCHANTABILITY OR OF FITNESS FOR A GENERAL OR PARTICULAR PURPOSE IN CONNECTION WITH ANY OFFER FOR SALE OR SALE OF RACE TIRES BY RTA. **ALL RACE TIRE AMERICA AMERICAN RACER RACING TIRES ARE SOLD "AS IS."**

New, unused tires exhibiting a defect in workmanship or materials, as verified by RTA's examination, will be issued a credit equal to RTA's distributor price. To qualify for a credit, the tire must have a manufacturing date within twelve (12) months of the tire's return to RTA.

**Independent dealers must establish their own prices.**



**MINI MODIFIED / MINI SPRINT / MINI STOCK / PRO-4 ASPHALT**

| SPEC # | TIRE SIZE     | TREAD TYPE | TREAD WIDTH | SECTION WIDTH | APPROX. DIA | APPROX. CIRC. | DESIGN RIM | WT.  | COMPOUNDS        |
|--------|---------------|------------|-------------|---------------|-------------|---------------|------------|------|------------------|
| 70276  | 20.0/8.0-13S  | S          | 8.0         | 9.6           | 20.4        | 64            | 6-7        | 9.5  | M-28, M-31, M-32 |
| 70333  | 21.0/7.5-13S  | S          | 7.5         | 8.6           | 21.0        | 66            | 7-8        | 10.5 | M-28             |
| 70334  | 21.0/8.5-13S  | S          | 8.5         | 9.5           | 21.3        | 67            | 7-8        | 11.5 | M-31             |
| 70204  | 22.5/8.0-13S  | S          | 9.5         | 10.8          | 22.2        | 70            | 7-9        | 14.7 | M-28, M-32       |
| 70243  | 22.5/8.0-13SH | S          | 8.2         | 10.2          | 21.3        | 67            | 7-8        | 14.0 | 704              |
| 70205  | 22.5/9.0-13S  | S          | 9.0         | 10.1          | 22.0        | 69            | 8-9        | 17.0 | M-31, MD-50      |
| 70206  | 22.5/10.0-13S | S          | 10.0        | 11.5          | 22.6        | 71            | 9-10       | 16.0 | M-28             |
| 70236  | 23.5/7.5-13S  | S          | 7.5         | 9.8           | 23.6        | 74            | 7          | 14.5 | M-32             |
| 70207  | 23.5/10.0-13S | S          | 10.0        | 11.3          | 23.6        | 74            | 9-12       | 16.0 | M-28, M-31, M-32 |
| 70304  | 23.5/10.0-15S | S          | 10.0        | 11.0          | 23.8        | 75            | 9-10       | 15.0 | M-28             |
| 70270  | 23.0/7.0-14   | EE         | 7.0         | 8.5           | 23.1        | 73            | 6-7        | 15.5 | 705, MED         |
| 70271  | 23.0/7.0-13   | EE         | 7.0         | 8.5           | 23.1        | 73            | 6-7        | 16.0 | 705              |

**MICRO SPRINT**

| SPEC # | TIRE SIZE       | TREAD TYPE | TREAD WIDTH | SECTION WIDTH | APPROX. DIA | APPROX. CIRC. | DESIGN RIM | WT.  | COMPOUNDS  |
|--------|-----------------|------------|-------------|---------------|-------------|---------------|------------|------|--|
| 70290  | 18.0/6.0-10GT   | G          | 6.0         | 7.9           | 18.1        | 57            | 5-6        | 8.0  | SD-23, SD-30, SD-33<br>SD-35, SD-40, SD-44                   |
| 70252  | 57/6.5-10DT     | F          | 6.5         | 8.0           | 18.1        | 57            | 6-8        | 8.0  | SD-23, SD-33, SD-38  |
| 70291  | 18.0/8.0-10GT   | G          | 8.0         | 9.4           | 18.1        | 57            | 6-8        | 9.0  | SD-23, SD-33, SD-38<br>SD-44, SD-48                          |
| 70292  | 18.0/10.0-10GT  | G          | 10.0        | 11.0          | 18.5        | 59            | 8-10       | 11.0 | SD-23, SD-30, SD-33<br>SD-35, SD-38, SD-40<br>SD-48          |
| 70293  | 19.0/8.0-10GT   | G          | 8.0         | 10.1          | 19.1        | 60            | 6-8        | 10.0 | SD-23, SD-30, SD-33<br>SD-35, SD-40                          |
| 70294  | 19.0/10.0-10GT  | G          | 10.0        | 11.7          | 19.4        | 61            | 8-10       | 11.5 | SD-23, SD-30, SD-33,<br>SD-35                                |
| 70280  | 20.0/8.0-10GT   | G          | 8.0         | 10.1          | 20.1        | 63            | 6-8        | 10.0 | SD-23, SD-33, SD-44  |
| 70289  | 20.0/10.0-10GT  | G          | 10.0        | 12.1          | 20.1        | 63            | 8-10       | 12.0 | SD-23, SD-30, SD-33<br>SD-35, SD-38, SD-40,<br>SD-44, SD-48  |
| 70287  | 20.5/10.0-10GT  | G          | 10.0        | 12.1          | 20.7        | 65            | 8-10       | 12.5 | SD-23, SD-30, SD-33,<br>SD-35, SD-38, SD-40,<br>SD-44, SD-48 |
| 70251  | 63.0/10.0-15BT  | 2          | 11.0        | 12.0          | 20.5        | 64            | 9-10       | 13.2 | SD-23, SD-38   |
| 70284  | 20.5/10.0-10GTW | G          | 11.0        | 12.3          | 21.0        | 66            | 10         | 13.0 | SD-23, SD-33, SD-38<br>SD-44, SD-48                          |
| 70282  | 21.0/10.0-10GT  | G          | 10.0        | 11.8          | 21.3        | 67            | 8-10       | 12.5 | SD-23, SD-33, SD-44<br>SD-48, MD-50, HD-70                   |
| 70286  | 21.5/10.0-10GTW | G          | 12.0        | 12.9          | 22.1        | 69.5          | 10         | 14.0 | SD-23, SD-33, SD-44<br>SD-48                                 |
| 70288  | 70.0/13.0-10GTW | G          | 13.5        | 15.0          | 22.1        | 69.5          | 13-15      | 16.0 | SD-23, SD-30, SD-33<br>SD-35, SD-40, SD-44<br>SD-48, MD57    |

← SOFTER HARDER →  
 SD-23 SD-30 SD-33 SD-38 SD-40 SD-44 SD-45 SD-48 MD-50 MD-57  
 M-28 M-30 M-31 M-32  
 704 705

**NOTE:** All circumferences and C/L O.D.'s listed are operating measurements after break in.  
**NOTE:** All compounds are not available in all sizes. See your nearest distributor for compounds for any given size or type race tire.  
**NOTE:** American Racer Tires are specifically designed and compounded for racing only. They are illegal for street or highway use.  
**NOTE:** Section widths (S.W.) are based on design rim width.  
**WARNING: DO NOT, UNDER ANY CIRCUMSTANCES, MOUNT AN AMERICAN RACER® RACING TIRE ON A WHEEL THAT DOES NOT MEET TIRE AND RIM ASSOCIATION STANDARDS.**

**NO WARRANTY POLICY**

RACE TIRES AMERICA ("RTA") OFFERS RACING TIRES UNDER THE "AMERICAN RACER" BRAND FOR SALE UPON THE TERMS AND THE CONDITIONS CONTAINED IN THIS DISCLAIMER OF LIABILITY. BECAUSE OF THE MANY VARIED AND DIFFERENT CONDITIONS TO WHICH RACE TIRES ARE EXPOSED AND BECAUSE OF THE MANNER IN WHICH RACING IS CONDUCTED, RTA MAKES ABSOLUTELY **NO WARRANTY**, EXPRESSED OR IMPLIED, OF MERCHANTABILITY OR OF FITNESS FOR A GENERAL OR PARTICULAR PURPOSE IN CONNECTION WITH ANY OFFER FOR SALE OR SALE OF RACE TIRES BY RTA. **ALL RACE TIRE AMERICA AMERICAN RACER RACING TIRES ARE SOLD "AS IS."**

New, unused tires exhibiting a defect in workmanship or materials, as verified by RTA's examination, will be issued a credit equal to RTA's distributor price. To qualify for a credit, the tire must have a manufacturing date within twelve (12) months of the tire's return to RTA.

**Independent dealers must establish their own prices.**





## D.O.T STREET TIRES

| SPEC # | SIZE & TYPE      | TREAD TYPE | T&RA APPROVED RIMS | RIM WIDTHS | C/L.O.D | S.W. | T.A.W | CIRC. | WT.  | COMPOUNDS       |
|--------|------------------|------------|--------------------|------------|---------|------|-------|-------|------|-----------------|
| 44601  | P215/60D-13(4)   | CC         | B                  | 6-7        | 23.6    | 8.7  | 6.5   | 74    | 15.0 | 704             |
| 44608  | P215/60D-13(4)   | EE         | B                  | 6-7        | 22.9    | 8.5  | 6.5   | 72    | 15.0 | MED, 704        |
| 44603  | P235/60D-13(4)   | CC         | B                  | 7-8        | 23.8    | 9.5  | 7.5   | 75    | 16.0 | DIRT, ASPH, 704 |
| 43603  | G-60-15(4)       | BB         | J                  | 7-8        | 26.4    | 10.0 | 8.0   | 83    | 20.0 | DIRT            |
| 43602  | L-60-15(4)       | BB         | J                  | 7-8        | 27.7    | 10.8 | 9.5   | 87    | 22.0 | DIRT            |
| 44623  | P295/50D-15(4)   | BB         | J                  | 9-10       | 26.7    | 12.2 | 10.0  | 84    | 22.5 | DIRT            |
| 44626  | P225/70D-15SH(4) | GG         | J                  | 6-7        | 26.8    | 9.1  | 7.0   | 84    | 20.0 | H               |
| 44614  | P225/70D-15(4)   | GG         | J                  | 6-7        | 27.0    | 9.1  | 7.0   | 85    | 20.0 | H               |
| 44617  | P225/70D-15(4)   | HH         | J                  | 6-7        | 27.0    | 9.5  | 7.3   | 85    | 19.0 | 704, 705, 706   |
| 44618  | P235/70D-15(4)   | HH         | J                  | 6-7        | 27.7    | 10.0 | 7.5   | 86    | 20.0 | 704, 705        |
| 44605  | P245/70D-15(4)   | CC         | J                  | 7-8        | 27.7    | 10.2 | 7.0   | 87    | 21.0 | 705             |
| 44611  | P245/70D-15(4)   | DD         | J                  | 7-8        | 27.7    | 9.9  | 7.0   | 87    | 20.0 | S, H            |
| 44606  | P265/60D-15(4)   | CC         | J                  | 7-9        | 28.0    | 11.0 | 7.5   | 88    | 21.0 | DIRT            |
| 44609  | P265/60D-15(4)   | DD         | J                  | 7-9        | 28.0    | 10.7 | 8.0   | 88    | 22.0 | S, M            |
| 44619  | P265/60D-15SH(4) | DD         | J                  | 7-9        | 27.7    | 10.9 | 7.5   | 87    | 21.0 | S, M            |
| 44624  | P265/60D-15(4)   | GG         | J                  | 7-9        | 27.4    | 10.5 | 8.0   | 86    | 22.5 | 704 H           |
| 44625  | P265/60-15 SH(4) | GG         | J                  | 7-9        | 27.1    | 10.6 | 8.0   | 85    | 22.0 | 704             |
| 44610  | P285/60D-15(4)   | DD         | J                  | 8-10       | 28.3    | 11.7 | 9.5   | 89    | 23.0 | S, M            |
| 44621  | P285/60D-15SH(4) | DD         | J                  | 8-10       | 27.7    | 11.7 | 9.5   | 87    | 23.0 | S, M            |
| 44615  | P285/60D-15(4)   | GG         | J                  | 8-10       | 27.7    | 11.6 | 10.0  | 87    | 25.0 | DIRT, ASPH      |
| 44612  | P285/65D-15(4)   | FF         | J                  | 8-10       | 29.3    | 11.6 | 8.5   | 92    | 23.0 | S, M            |
| 44613  | P305/60D-15(4)   | FF         | J                  | 9-10       | 29.3    | 12.6 | 10.0  | 92    | 25.0 | S, M            |
| 44622  | P305/60D-15SH(4) | FF         | J                  | 9-10       | 28.6    | 12.8 | 10.0  | 90    | 25.0 | S, M            |

←————— SOFTER HARDER —————→  
 S M H  
 704 705 706  
 DIRT ASPH

There are other compounds D.O.T. approved. Check with your distributor for special requirements.

Note: American Racer Street Tires are designed to be used on rims that meet T&RA specifications and tolerances.

**NOTE:** All circumferences and C/L O.D.'s listed are operating measurements after break in.

**NOTE:** All compounds are not available in all sizes. See your nearest distributor for compounds for any given size or type race tire.

**NOTE:** American Racer Tires are specifically designed and compounded for racing only. They are illegal for street or highway use.

**NOTE:** Section widths (S.W.) are based on design rim width.

**WARNING: DO NOT, UNDER ANY CIRCUMSTANCES, MOUNT AN AMERICAN RACER® RACING TIRE ON A WHEEL THAT DOES NOT MEET TIRE AND RIM ASSOCIATION STANDARDS.**

### NO WARRANTY POLICY

RACE TIRES AMERICA ("RTA") OFFERS RACING TIRES UNDER THE "AMERICAN RACER" BRAND FOR SALE UPON THE TERMS AND THE CONDITIONS CONTAINED IN THIS DISCLAIMER OF LIABILITY. BECAUSE OF THE MANY VARIED AND DIFFERENT CONDITIONS TO WHICH RACE TIRES ARE EXPOSED AND BECAUSE OF THE MANNER IN WHICH RACING IS CONDUCTED, RTA MAKES ABSOLUTELY NO WARRANTY, EXPRESSED OR IMPLIED, OF MERCHANTABILITY OR OF FITNESS FOR A GENERAL OR PARTICULAR PURPOSE IN CONNECTION WITH ANY OFFER FOR SALE OR SALE OF RACE TIRES BY RTA. ***ALL RACE TIRE AMERICA AMERICAN RACER RACING TIRES ARE SOLD "AS IS."***

New, unused tires exhibiting a defect in workmanship or materials, as verified by RTA's examination, will be issued a credit equal to RTA's distributor price. To qualify for a credit, the tire must have a manufacturing date within twelve (12) months of the tire's return to RTA.


**Independent dealers must establish their own prices.**




**BB**



**CC**



**DD**



**EE**



**FF**



**GG**



**HH**



**A**




**B**




**C**



**D**



**E**



**F**



**G**



**H**




**L**



**M**



**S**



**T**



**1**



**2**



**3**



CALL THE DISTRIBUTOR NEAREST YOU FOR PRICES, RECOMMENDATIONS AND DEALER INQUIRIES

**AMERICAN RACER SOUTH**

601 Lake Way Place  
Tullahoma, TN 37388  
PH: 844-768-8427 / 828-360-5353  
Fax: 828-837-8668  
Email: americanracersouth@frontier.com

**CAROLINA RACING SUPPLY**

117 Magnolia Park Drive  
Mooresville, NC 28117  
PH: 704-662-8299  
Fax: 704-662-8086  
Email: tom@carolinaracingsupply.com

**GRISDALE RACING PRODUCTS**

400 Brock Road  
Dundas, Ontario, CANADA L9H5E4  
PH: 905-627-0224  
Fax: 905-627-1119  
Email: tj@grisdale.com

**LIAS TIRE, INC.**

488 North Fifth Street  
Indiana, PA 15701  
PH: 724-463-0214  
Fax: 724-463-1433  
Email: liastire@hotmail.com

**MICHIGAN AMERICAN RACER, LLC**

320 West Maumee Street  
Adrian, MI 49221  
PH: 517-270-3720  
Fax: 517-417-7223

**Auto Clearing All Make & Performance Parts**

331 Circle Dr West, S7L 5S8  
Saskatoon, SK, Canada  
PH: 306-665-1131  
Email parts@autoclearing.co

**AMERICAN TIRE & RACING SERVICES**

Unit 11, Newton Road, Wetherill Park  
NSW 2199, AUSTRALIA  
PH: 9-011-612-9-756-6001  
Fax: 9-011-612-9-756-6008  
Email: mark@americanracingtires.com

**A/R Consultant**

Jimmy Smith 770-480-0995

**BOUBIN TIRE CO., INC.**

2105 Jamestown Avenue  
Independence, IA 50644  
PH: 319-334-6058 / 800-722-3487  
Fax: 319-334-4517  
Email: troy@boubin.com

**DAY MOTORSPORTS**

6100 Hwy. 69 North  
Tyler, TX 75706  
PH: 903-593-9815 / 800-543-6238  
Fax: 913-593-8453  
Email: info@daymotorsports.com

**DAVE LIND MOTORSPORTS**

Route 1, 267-A Dedham Street  
Norfolk, MA 02056  
PH: 508-384-3140  
Fax: 508-384-7240  
Email: davelindracing@gmail.com

**PENNEY RACING SUPPLY**

5437 Stationers Way  
Sacramento, CA 95842  
PH: 916-338-3434  
Fax: 916-338-3432  
Email: penneyracer@sbcglobal.net  
www.penneyracingsupply.com

**RACE CAR SUPPLY**

3730 183rd Avenue  
Rochester, WA 98579  
PH: 360-858-1464  
Fax: 360-858-1466  
Email: southsoundsspeedway@hotmail.com

**HARRIS RACE CAR PARTS, LTD.**

12 Bancroft Crescent, Glendene  
Auckland 7, NEW ZEALAND  
PH: 9-011-649-818-9991  
Fax: 9-011-649-818-2108  
Email: hrpc@hug.co.nz

**UNIVERSAL MOTORSPORTS**

THE NETHERLANDS  
Email info@kirkey-europe.com

[www.americanraceronline.com](http://www.americanraceronline.com)

[facebook.com/americanracer](https://facebook.com/americanracer)